

Elementary English Vocabulary Through Shareware Games

A. Finch, Ph.D., 경북대학교 영어교육과

August 2001

1. Introduction

However much we wish to find and produce relevant and exciting learning-based materials for our students, language teachers at every level of education know the frustration of having too little time for materials design and production. Therefore the purpose of this paper is to show how software readily available on the Internet can be efficiently and effectively used by teachers of Elementary and Secondary School English classrooms. Having downloaded the software onto their personal computers, teachers can design word games, crosswords, quizzes and puzzles, with the minimum of effort, and with maximum appropriateness for their students.

In addition to the many interactive games that can only be played online, there are some very good classroom games that can be downloaded as “shareware”. Shareware games can be used for a trial period, after which they must usually be purchased if the user wishes to continue using them. Other softwares allow the user limited access to the programme features, in the hope of encouraging him/her to buy the “whole package”. Some examples of shareware follow this introduction.

2. Word lists

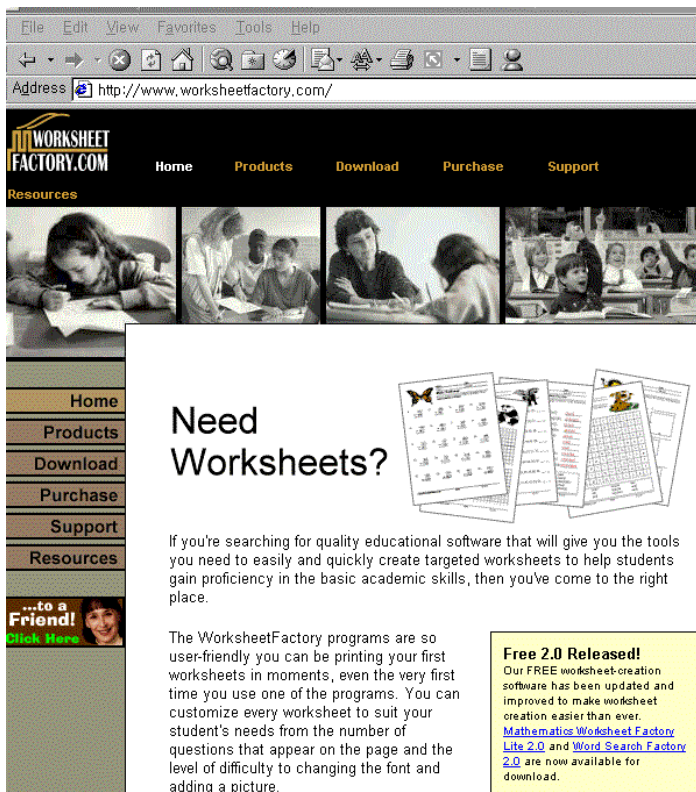
The Korean Ministry of Education recommends 790 words for Elementary teachers. These are “Classroom English” words that teachers can use to make the learning environment more authentic and meaningful for the students, by giving them contact with the language in use (e.g. "Open your books" "Close the window"). Lists of "student" words can also be made from these 790 words, and the new lists can be used to make classroom vocabulary quizzes:

Animals	pig	nose	Colors	melon	family
animal	sheep	shoulder	black	orange	father
baby	tiger		blue	pear	friend
bear		Clothes	brown	plant	girl
bird	Body	button	cream	potato	grandmother
cat	arm	cap	green	rice	lady
chicken	back	case	orange	rose	man
child	body	clothes	pink	strawberry	nurse
cow	ear	dress	red	tomato	parent
deer	eye	glove	white	tree	people
dog	face	hat		tulip	pilot
dolphin	finger	pants	Plants	vegetable	police
duck	foot	pocket	apple		queen
egg	hair	ribbon	banana	People	sir
fish	hand	shirt	flower	aunt	sister
hen	head	shoe	fruit	baby	son
horse	heart	skirt	grape	brother	student
lion	knee	sock	grass	cousin	uncle
monkey	neck	sweater	leaf	daddy	

We need to save these lists on our computer, so that we can use them any time. Make as many lists as you want, and save them as text files (e.g. animals.txt) on your computer

The Korean Ministry of Education recommends that reading is not a part of Elementary English education. This is in order to prevent the situation in which students know grammar but have no productive skills. However, children learn by playing, and word games are an excellent method of helping children learn English words. By using the words, they recognise their shape, their sound, and their meaning.

Worksheet factory: <http://www.worksheetfactory.com/>



Need Worksheets?

If you're searching for quality educational software that will give you the tools you need to easily and quickly create targeted worksheets to help students gain proficiency in the basic academic skills, then you've come to the right place.

The WorksheetFactory programs are so user-friendly you can be printing your first worksheets in moments, even the very first time you use one of the programs. You can customize every worksheet to suit your student's needs from the number of questions that appear on the page and the level of difficulty to changing the font and adding a picture.

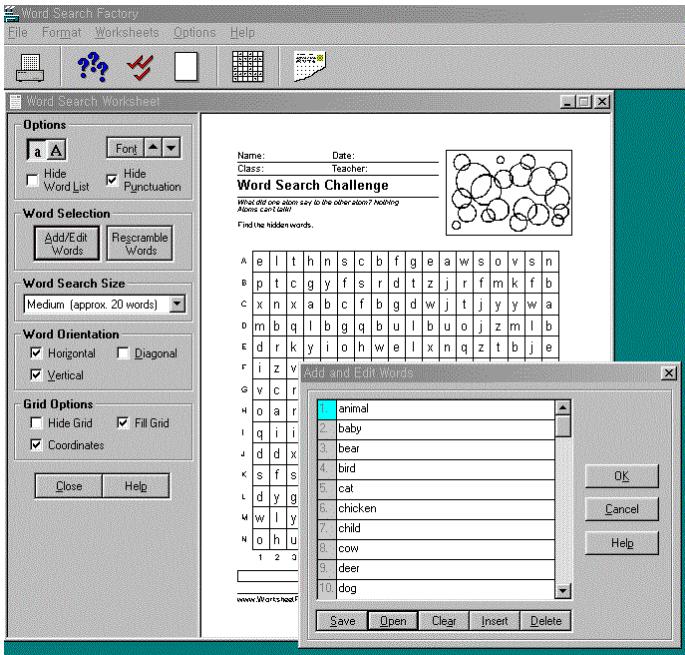
Free 2.0 Released!
Our FREE worksheet-creation software has been updated and improved to make worksheet creation easier than ever. [Mathematics Worksheet Factory Lite 2.0](#) and [Word Search Factory 2.0](#) are now available for download.

This is a very good site, and very professional. The worksheets that can be made from this site are excellent for classwork.

The free version allows us to make wordsearch worksheets, and nothing else. However, these sheets are very professional, very easy to make, and very enjoyable for students. Since the purpose of the activity is to recognise the words, there is no reading to be done - only word recognition.

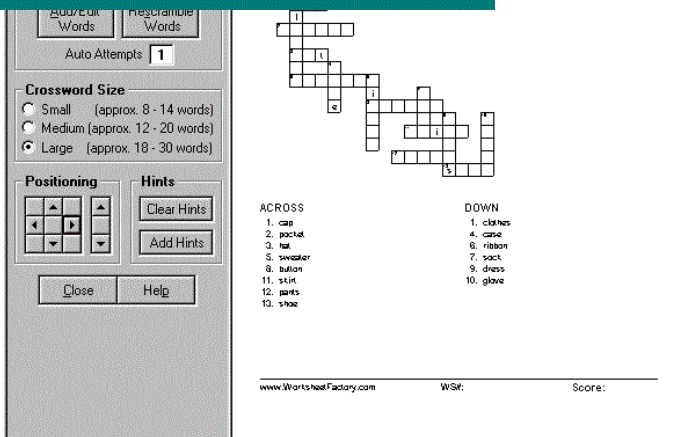
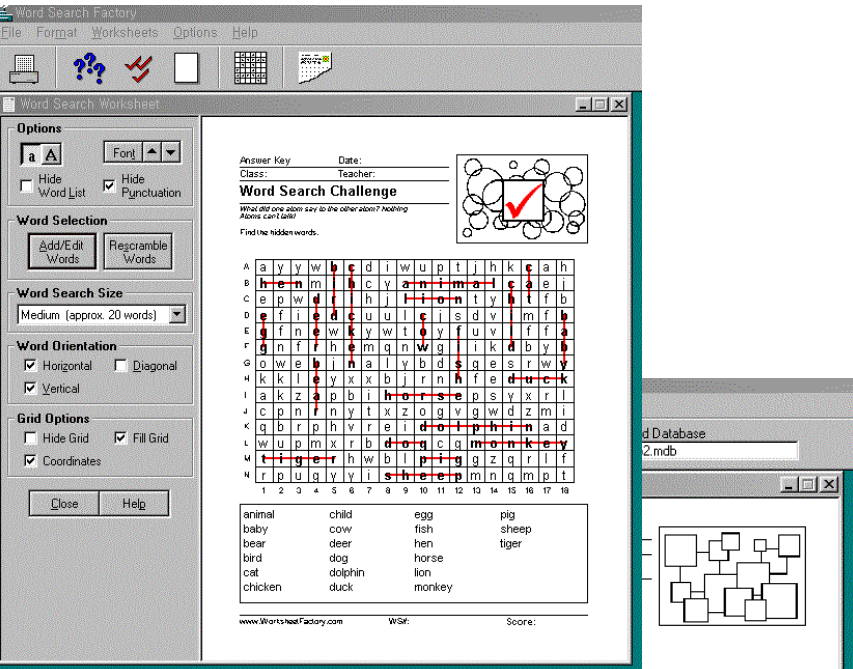
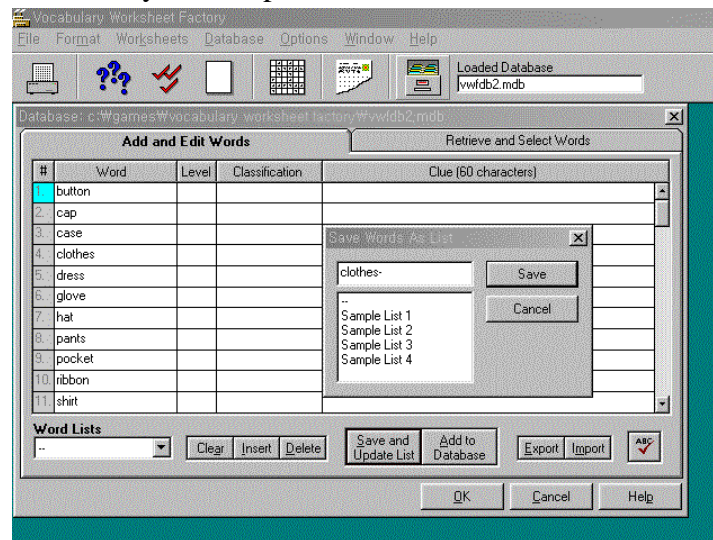
Method.

Download and install the free software.



1. Look at the top menu: "File, Format, Worksheets, Options, Help."
2. Click on "Worksheets". It opens "Word Search Challenge".
3. Click on "Add/Edit Words". This brings up a dialog box. With options to "Save", "Open", "Clear", "Insert", "Delete".
4. Click on "Open". This lets you choose a "txt" file (in this case "clothes.txt") that you saved earlier on your computer..

5. Alternatively, you can enter any words and give the list a new name.

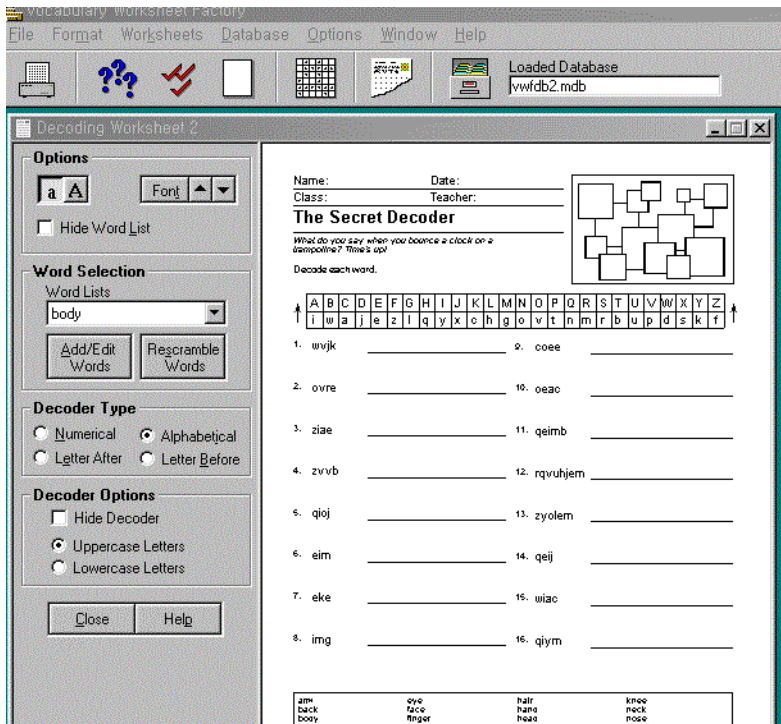


Vocabulary Worksheet Factory:
<http://www.worksheetfactory.com/>

This shareware is not free. It has a 30-day trial. It is a very good software for making

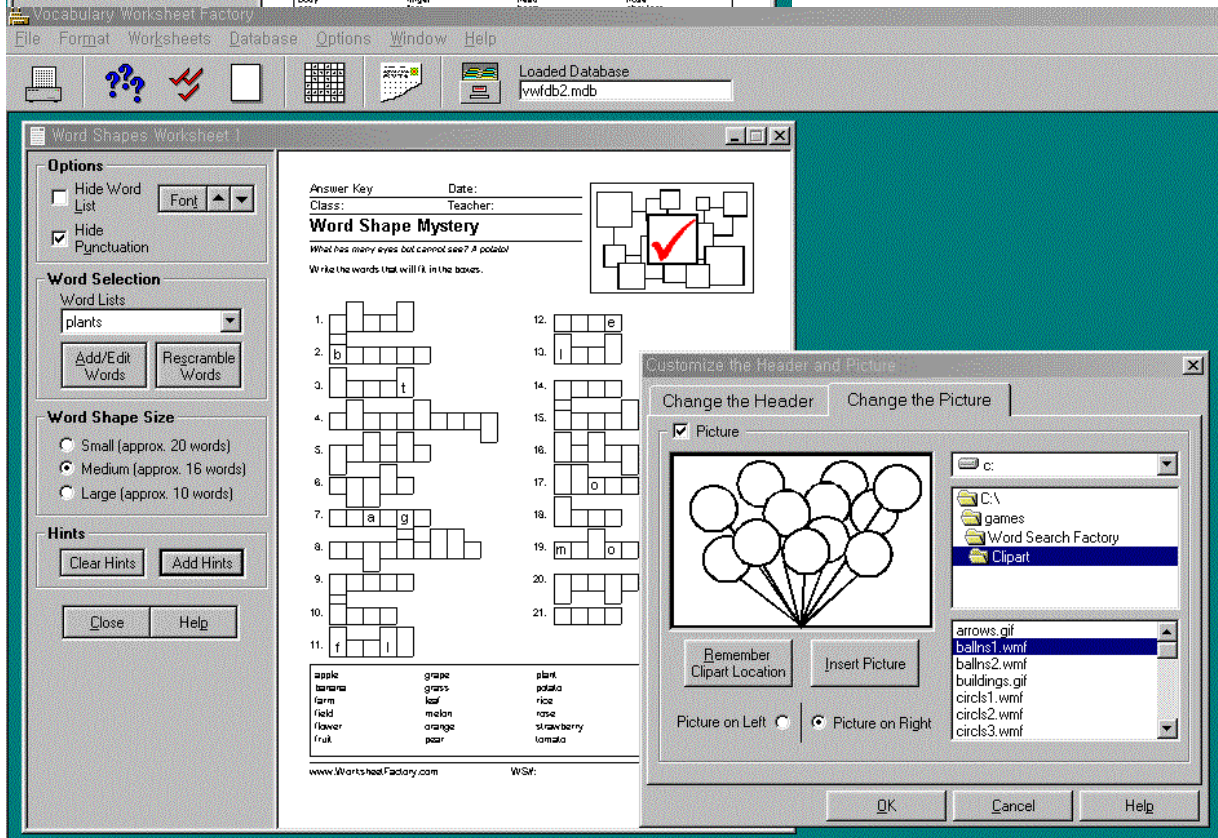
simple word exercises.

6. The "Crossword Puzzler" lets you use the txt files to make puzzles. It also puts the words underneath. In the example, I have clicked on "add Hints" to insert some letters on the puzzle.



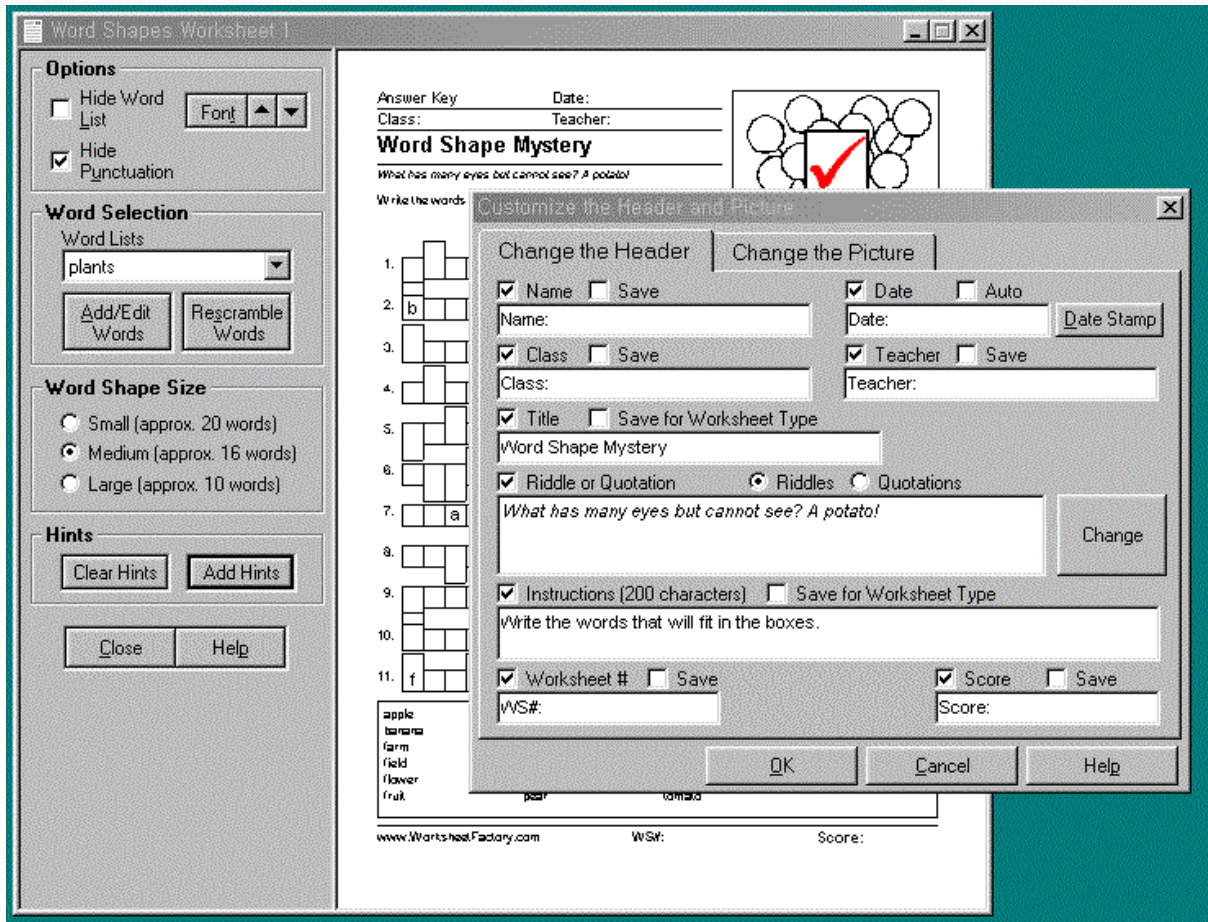
The "Secret Decoder" lets us use the txt files, and matches the alphabet with different letters. Students match the letters in the grid, and make the words.

The "Word Shape Mystery" (below) gives the words (txt file from the computer) and their shapes. Students have to find the words which fit the shapes. This can be a very rewarding and interesting activity for our students. In this example, I have clicked on "Add Hints".



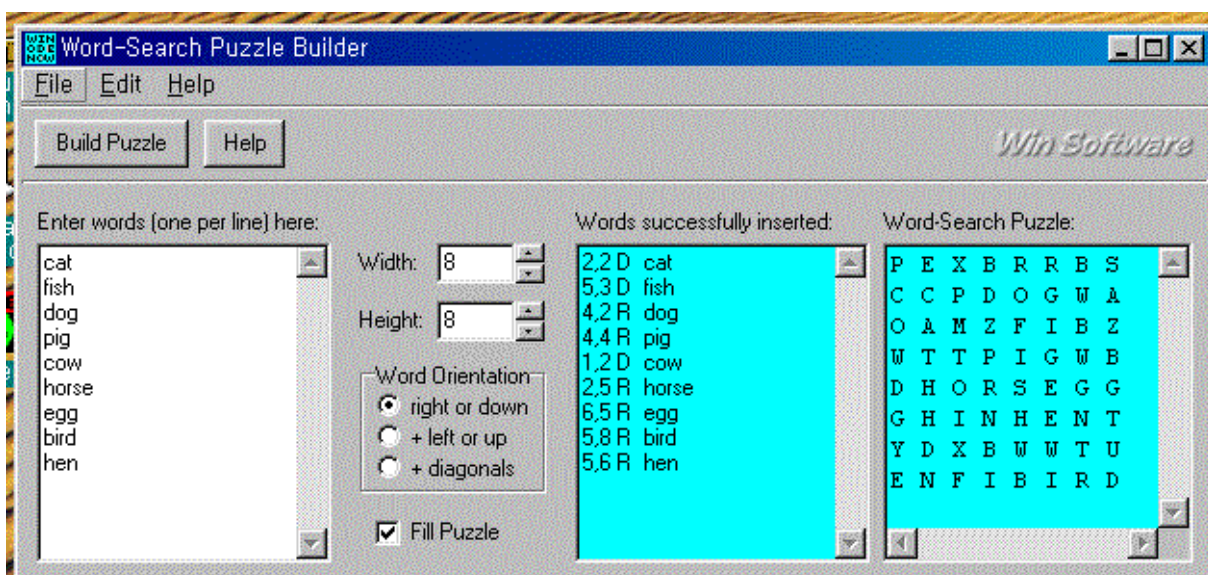
This software also allows us to change the picture (click on the picture on the worksheet).

We can also change the header, date, teacher, title, quotation, instruction, and score (click on the picture and select "Change the Header").



Wordsearch Puzzle builder, one week trial: <http://www.win-software.com/>

This is simple, but not very professional. It is not free.



Wordsplash 30 day trial: <http://www.chronasoft.com/software/word splashpro/>

The screenshot shows the website for Word Splash Pro Version 6.0, described as 'The Professional Word Search Puzzle Creation Software'. The website includes a navigation menu with links like 'Home', 'Say What', 'Understand', 'See Some', 'Get It', 'Buy Me', and 'Discuss'. A prominent heading reads 'Word Splash Pro 6.0 Now Available!'. Below this, it states 'Word Splash Pro is the professional word search puzzle creation software.' and 'Take full control of your word search puzzle creation in a fun and easy to use program. Unparalleled flexibility and features. Great for parents and children as well as professional publishers, educators and web designers.' A link 'Get It' is provided to download a trial copy.

The 'New Puzzle Wizard' dialog box is also shown, featuring a 'WORD SPLASH' logo and several options: 'Load Puzzle', 'Puzzle Constructor', 'New Blank Puzzle', and 'On-Line Help'. A checkbox at the bottom is checked, labeled 'Show this window at start-up and for new puzzles'.

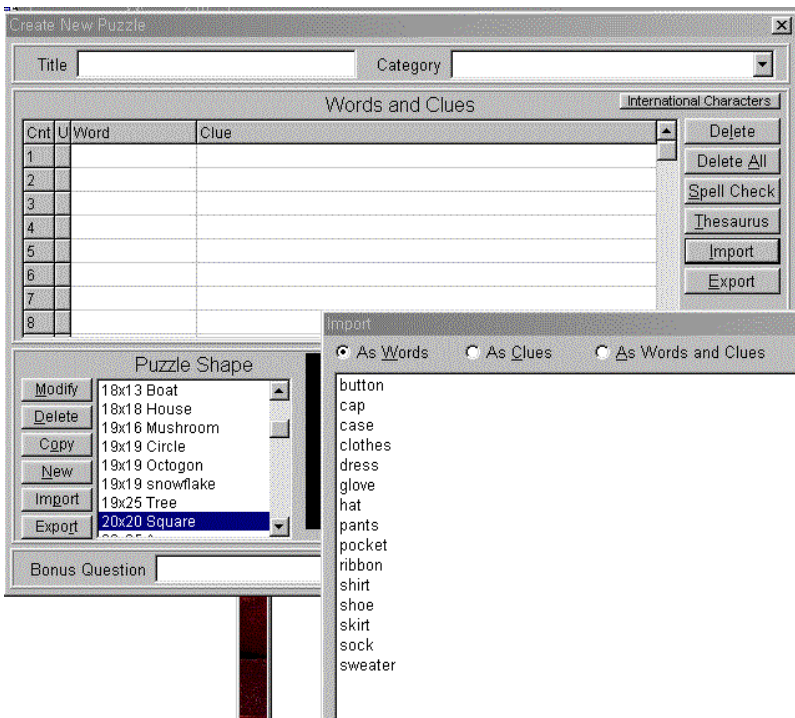
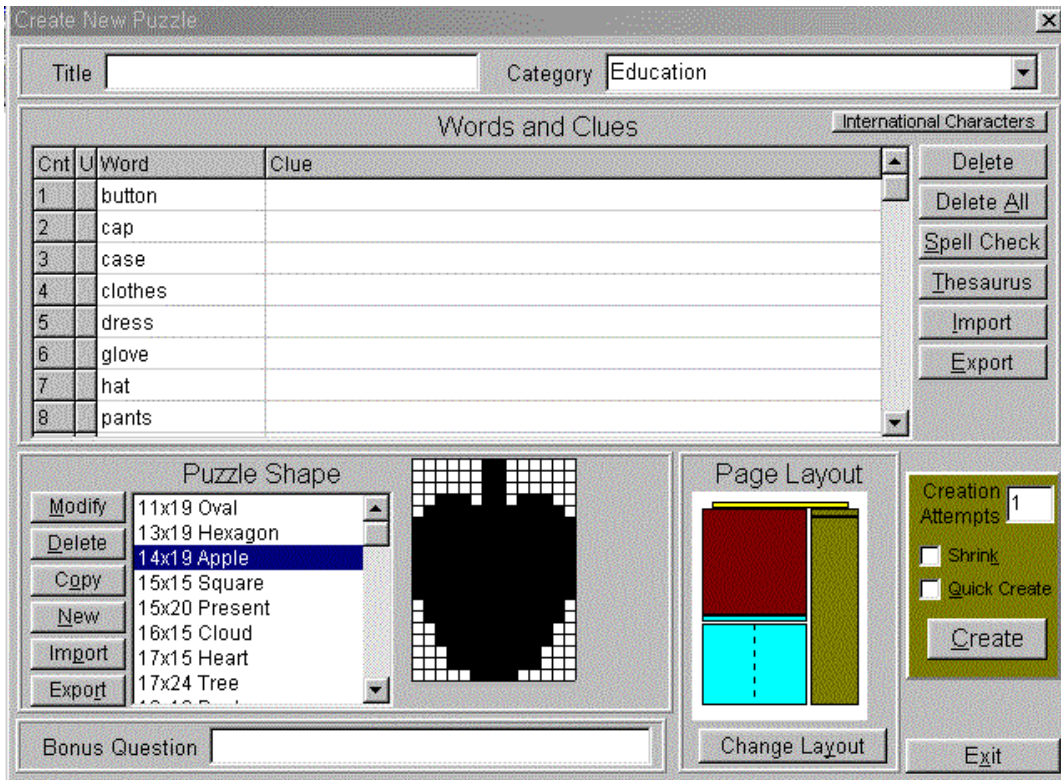
This is very good word-search generator, though the words might be too difficult for Elementary School students.

Crossword Construction Kit: <http://www.crosswordkit.com>

This is one of the best and easiest Crossword Softwares. Crosswords can be very useful for Elementary School students. If two students have a crossword (one with the words, one without the words), they don't have to explain the words to each other. The student who has the words can find any way of helping the other student to guess the missing word. This can be very enjoyable, and is about learning and recognising vocabulary. The activity is a game, a problem-solving task.

The screenshot shows the 'Crossword Construction Kit™ 98 Home Page', described as 'The Desktop Publisher for Crosswords' (requires Windows 95, 98, NT). The current version is 3.1a. The page features a navigation menu on the left with links: 'Home', 'Download', 'Order', 'Features', 'Screen Shots', 'Revision History', 'Customer Comments', and 'Links'. There are two testimonials in yellow boxes: one from Earl, North Carolina, praising the price and quality, and another from H.W., Canada, calling it the 'BEST program for designing crossword programs'. The page also displays awards: 'SHAREWARE INDUSTRY AWARDS 1998 Nominee' and '5th ANNUAL AWARDS 1998 Finalist'. A 'Puzzle Features' section lists: 'Spell check in 8 different languages' and '50,000 word thesaurus for help in generating clues'. A 'Press Release' link is at the bottom left.

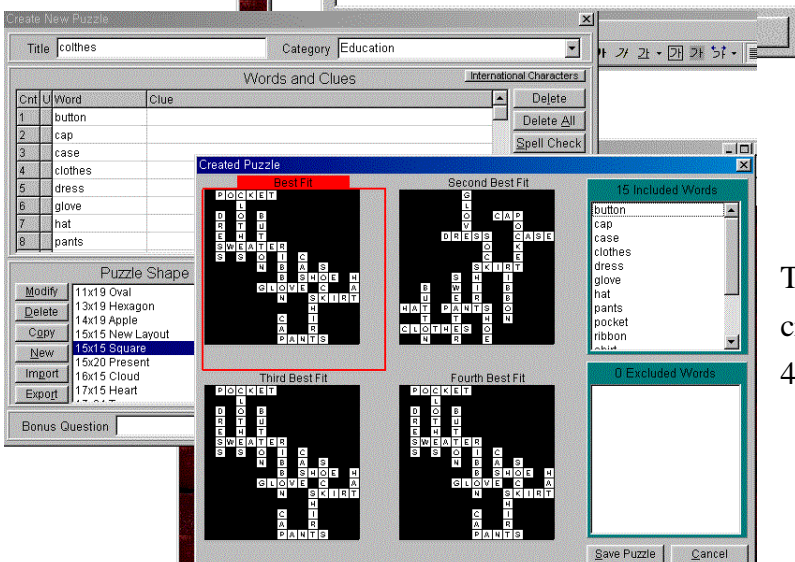
Open the programme, and choose "File" - "New "Puzzle":



Click "Import" and choose a "txt" file from your computer (or type a new list). Remember to **click** on "Select All", the **click** on "OK".

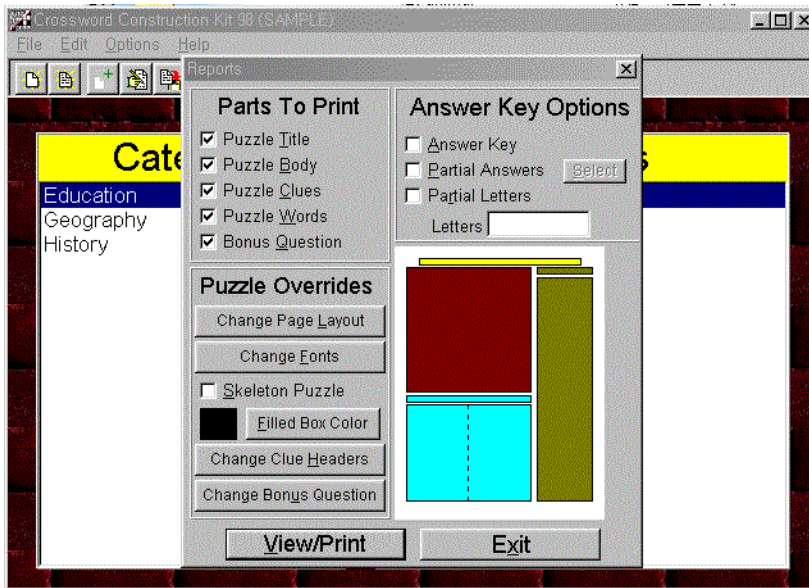
Write "100" in "Creation Attempts" (above)

Click on "Create" (above).




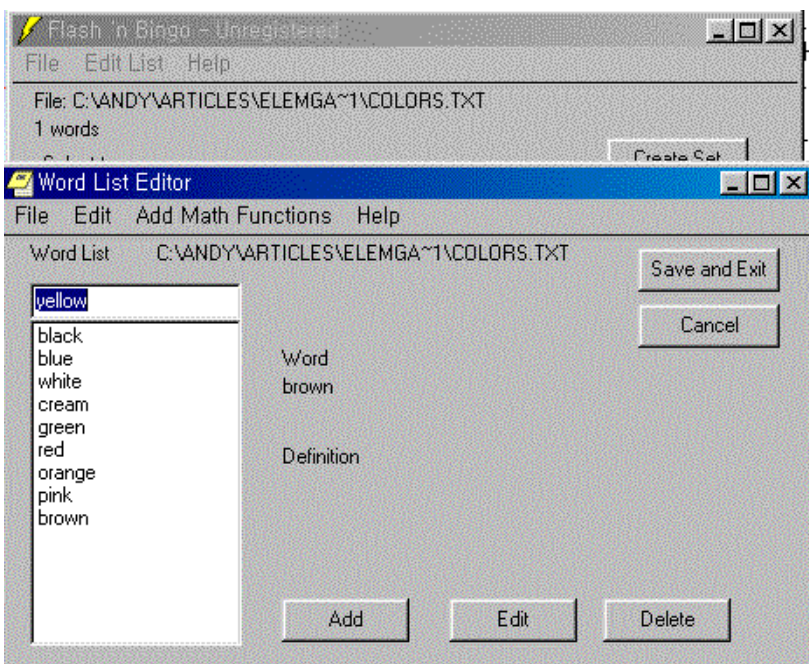
The software will make 100 crosswords, and will show you the best 4:

Click on "Save Puzzle".



You can choose what to print (puzzle title, body, clues, etc). Click on "View/Print". You will see the puzzle. You can print immediately, or "Graphic Export". This lets you save the puzzle as a graphic, on your computer.

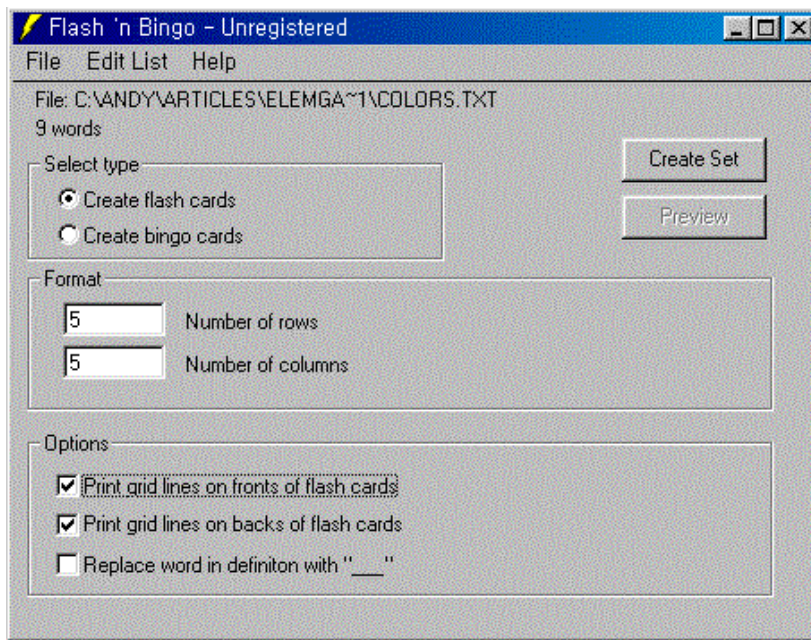
Flash Bingo: <http://members.aol.com/a2zware/index.htm>



Bingo can be an exciting way of learning and remembering words. Because students play the game together, they have practice in

reading (recognising), saying, listening to, and identifying vocabulary items.

We need to type the words in for this software - it doesn't use txt files.



Then we can make flash cards and bingo cards.

When you click on "Create Set", you will see the flash cards or the Bingo cards. There is a menu on the left, where you can change the fonts and the size of the letters.

These are examples of software that is free or inexpensive.

Teachers can download them easily and make great activities for students.
