

# What did you say? (2)

## PAIRS

**Student A:** Look at these pictures.

**Student A:** Tell Student B what to do.

Use checking words.

**Student B:** Listen to Student A.

**Student B:** Do the actions.

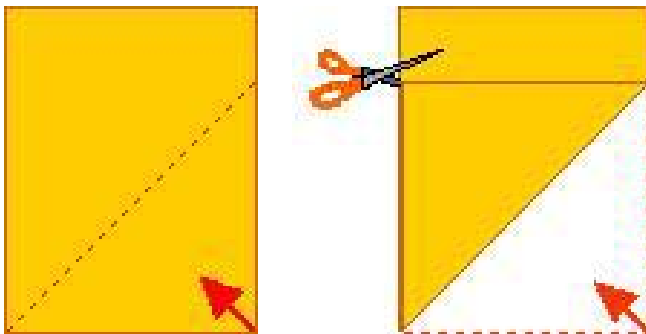
Use checking words.

Are you ready?  
Are you with me?  
Are you OK?  
OK so far?  
Do you get it?  
Do you follow me?  
Do you understand?

### Step 1

**Hints:** A piece of paper.

Make a square.

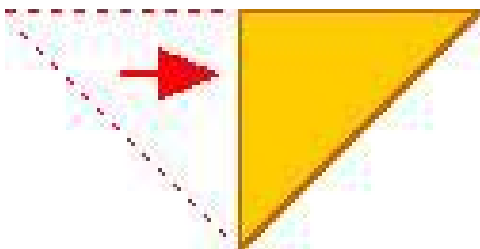


What did you say?  
One more time, please.  
Say it again, please.  
I don't understand.  
I don't get it.  
Like this?  
Is this OK?

### Step 2


**Hints:**

Fold  
Triangle  
Crease



### Step 3

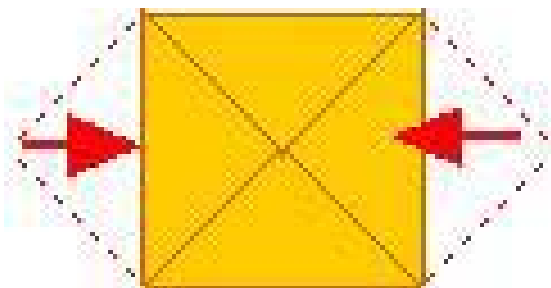
**Hints:**  
Unfold



### Step 4

**Hints:**

Fold  
Crease  
Corner  
Center



### Step 5

**Hints:**

Turn the paper over.  
Fold  
Crease  
Corner  
Center

